



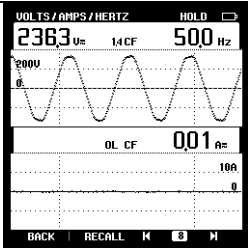
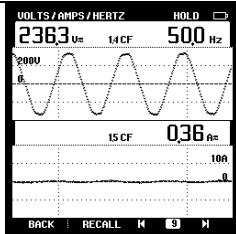
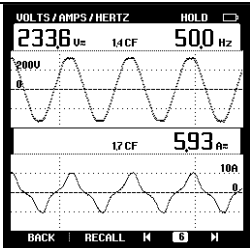
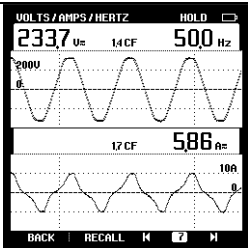
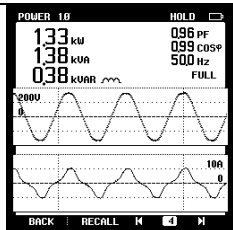
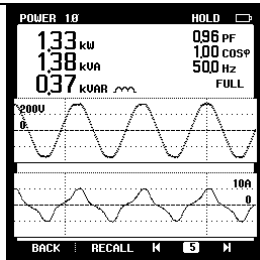




Equipamento de medida – Fluke 43B	A registrar os dados de uma régua tomadas
	
Aspirador	Saving Box
	
Régua de tomadas sem nada ligado	Com o Saving Box ligado na régua
	
Enasio com uma aspirador industrial	
Só o aspirador	Aspirador + Saving Box
Corrente	Corrente
	
Potências	Potências
	

O interior	O condensador
	
Placa eletrónica	
