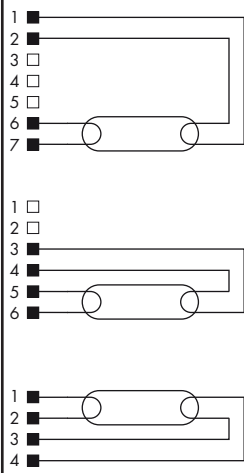
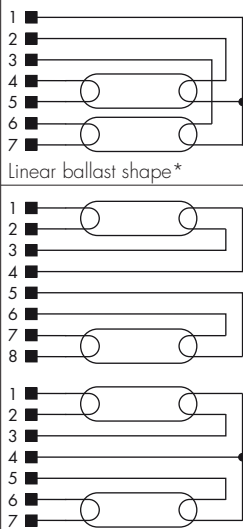
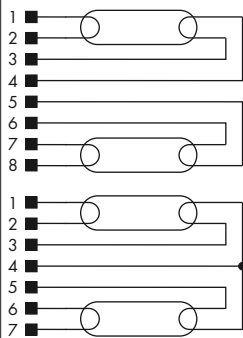
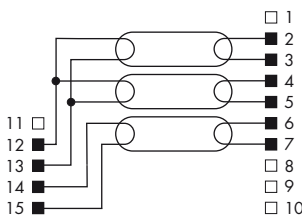
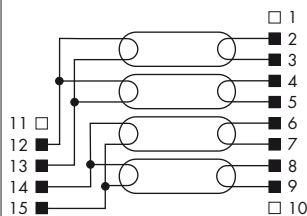
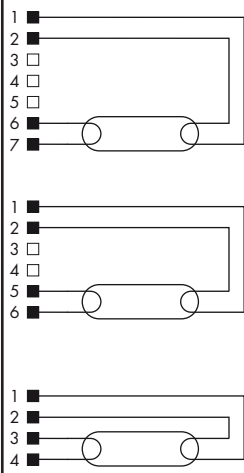
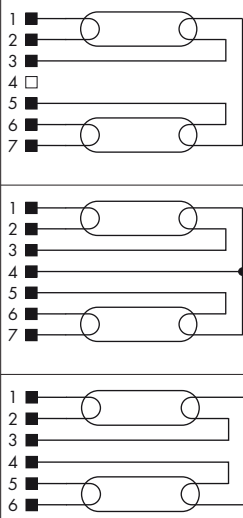
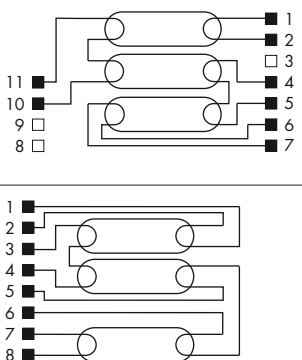
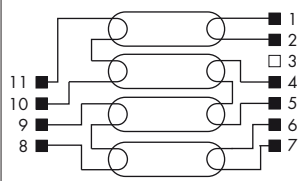
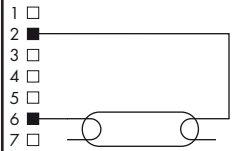
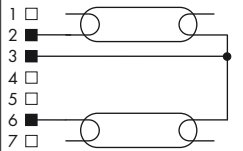
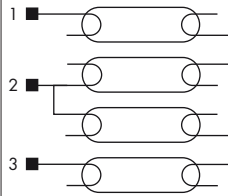
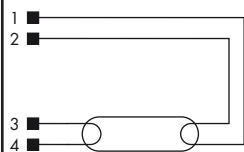


## Circuit Diagrams for Vossloh-Schwabe Electronic Ballasts

The circuit diagrams shown here are wiring examples for Vossloh-Schwabe electronic ballasts, whereby the number and configuration of the contacts differ. See the table on page 268–270 for details.

EB	1 lamp	2 lamps	3 lamps	4 lamps
ELXd		 Linear ballast shape*   Compact ballast shape		
ELXc				
ELXe				
ELXs				

\* ELXc devices can also be wired under observation of the circuit diagram on the ballast.