

CALHAS PARA TUBAGENS
CANALES PARA TUBERIAS
TRUCKING FOR PIPING
GOULOTTES POUR DES TUBES





Nova linha de calhas com um design extremamente agradável, destinada especialmente à ocultação de tubos, sejam de gás, ar condicionado, aquecimento ou água, designada Fluidline. Estas novas calhas são muito fáceis de montar uma vez que se pode prescindir da base, utilizando, para tal, abraçadeiras próprias que recebem, por pressão, a tampa da calha.

Nueva línea de canaleta con un diseño (no design) sofisticado, especialmente concebida para recubrir tubos, sean de gas, aire acondicionado, calefacción ó agua, designada Fluidline. Estas nuevas canaletas se montan muy facilmente ya que es posible prescindir de la base, utilizando abrazaderas específicas que encajan por presión en la tapa de la canaleta.

New line of trucking with a pleasant design, especially for to cover pipes: gas, air conditioning, heating or water, called Fluidline. This trucking has an extreme easy installation because we do not need to install the base but only the cover, by pressure, on specific saddles.

Nouvelle gamme de goulotte avec un design très agréable destinée, spécialement, pour le cachement de tubes: gaz, climatisation, systèmes de chauffage centralisée, installations sanitaires, appelée Fluidline. Ces goulottes sont d'une installation très facile vu qu'on n'a pas besoin d'installer la base mais seulement la tôle, par pression, sur des attaches spécifiques.

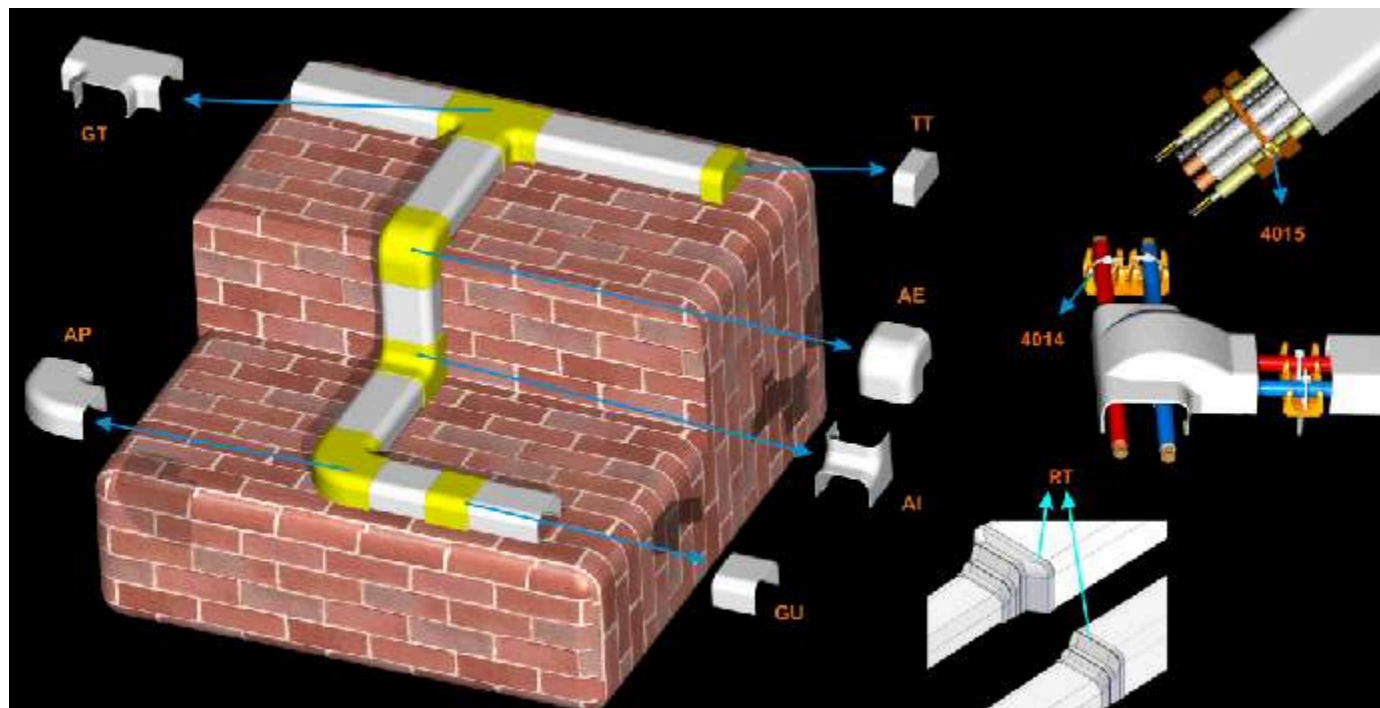
































































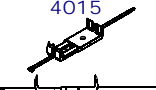



► Quadro de Selecção

► Cuadro de Selección

► Selection Board

► Cadre de Selection



	 T35 x 35 68 Mt.	    T70 x 40 36 Mt. B70 x 40 36 Mt. C70 x 40 36 Mt. T70 x 40 Plus 32 Mt.	   T70 x 60 24 Mt. B70 x 60 24 Mt. C70 x 60 24 Mt.	   T100 x 60 12 Mt. B100 x 60 12 Mt. C100 x 60 12 Mt.
	▶ 35 x 35 mm	▶ 70 x 40 mm	▶ 70 x 60 mm	▶ 100 x 60 mm
	Ref./ 	Ref./ 	Ref./ 	Ref./ 
AE  	AE3535F  10 Un.	AE7040F AE7040F-Plus  10 Un.	AE7060F  10 Un.	AE10060F  10 Un.
AI  	AI 3535F  10 Un.	AI 7040F AI 7040F-Plus  10 Un.	AI 7060F  10 Un.	AI 10060F  5 Un.
AP  	AP3535F  10 Un.	AP7040F AP7040F-Plus  10 Un.	AP7060F  10 Un.	AP10060F  5 Un.
GT  	GT3535F  10 Un.	GT7040F GT7040F-Plus  10 Un.	GT7060F  10 Un.	GT10060F  5 Un.
GU  	GU3535F  10 Un.	GU7040F GU7040F-Plus  10 Un.	GU7060F  10 Un.	GU10060F  5 Un.
TT  	TT3535F  10 Un.	TT7040F TT7040F-Plus  10 Un.	TT7060F  10 Un.	TT10060F  5 Un.
RT  		RT10040F  5 Un.	RT10040F  5 Un.	RT10040F  5 Un.
4014  	4014  50 Un.	4014  50 Un.	4014  50 Un.	
4015 		4015  25 Un.	4015  25 Un.	4015  25 Un.

► Calha para Instalações de Ar Condicionado

► Canal para Climatización

► Air Conditioner Trucking

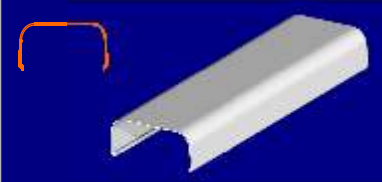
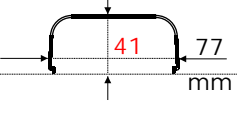





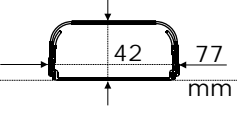





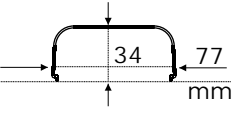





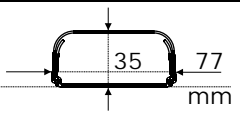





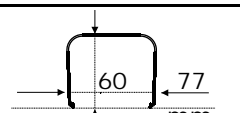





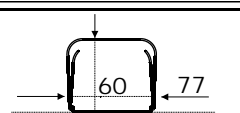





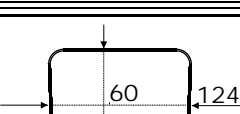





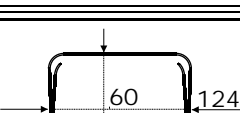




► Goulotte pour la Climatisation

70 x 40 mm/
70 x 60 mm/
100 x 60 mm
Valor nominal

70 x 40 mm/
70 x 60 mm/
100 x 60 mm
Valor nominal

70 x 40 mm/
70 x 60 mm/
100 x 60 mm
Nominal value

70 x 40 mm/
70 x 60 mm/
100 x 60 mm
Valeur nominale

	2000 mm	Ref. T7040-Plus		 17,60	 0,0621	 32 Mt	
	2000 mm	Ref. C7040 Plus Ref. B7040		 17,60	 0,0621	 16 Mt 36 Mt	
	2000 mm	Ref. T7040		 16,00	 0,0621	 36 Mt	
	2000 mm	Ref. C7040 Ref. B7040		 16,00	 0,0621	 18 Mt 36 Mt	
	2000 mm	Ref. T7060		 15,56	 0,0621	 24 Mt	
	2000 mm	Ref. C7060 Ref. B7060		 15,56	 0,0621	 12 Mt 24 Mt	
	2000 mm	Ref. T10060		 13,50	 0,0621	 12 Mt	
	2000 mm	Ref. C10060 Ref. B10060		 13,50	 0,0621	 12 Mt 6 Mt	



-5° C
+60° C



Embalagem
Embalage
Packing
Emballage



PVC



Volume
Volumen
Volume
Volume



Cores
Colores
Couleurs




Peso
Peso
Weight
Poids

50
years

JSL
1958-2008



fluidline



► Calha para Instalações de Ar Condicionado

► Canal para Climatización

► Air Conditioner Trucking

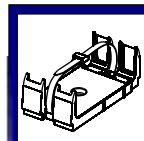
► Goulotte pour la Climatisation

► Acessórios

► Accesorios

► Accessories

► Accessoires



► Abraçadeira

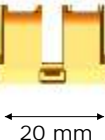
► Abrazadera

► Saddle

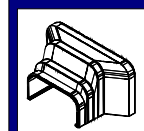
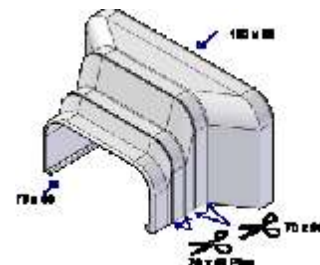
► Attache

Ref. - 4015

30 mm



25 UN



► Redutor

► Reductor

► Reducer

► Réducteur

Ref. RT10040F

Dim. (mm)
Max. 100 x 60
Min. 70 x 40

5



► Bucha c/ Paraf. Tipo Pregão

► Taco Expansión con Tornillo

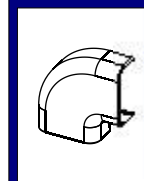
► Dowel with Screw

► Cheville avec Vis

Ref. 215

Dim. (mm)
Ø6

50 UN



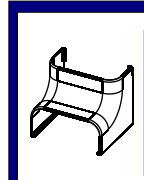
► Ângulo Plano

► Angulo Plano

► Flat Bend

► Angle Plat

Ref.	Dim. (mm)	
AP7040F	70 x 40	10
AP7040F-Plus	70 x 40	10
AP7060F	70 x 60	10
AP10060F	100 x 60	5



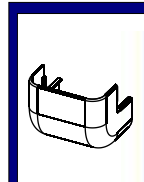
► Ângulo Interior

► Angulo Interior

► Internal Bend

► Angle Interieur

Ref.	Dim. (mm)	
AI 7040F	70 x 40	10
AI 7040F-Plus	70 x 40	10
AI 7060F	70 x 60	10
AI 10060F	100 x 60	5



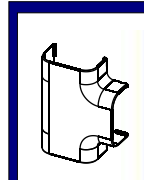
► Ângulo Exterior

► Angulo Exterior

► External Bend

► Angle Exterieur

Ref.	Dim. (mm)	
AE7040F	70 x 40	10
AE7040F-Plus	70 x 40	10
AE7060F	70 x 60	10
AE10060F	100 x 60	5



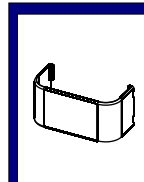
► Derivação em T

► Derivación en T

► Tee

► Derivation en T

Ref.	Dim. (mm)	
GT7040F	70 x 40	10
GT7040F-Plus	70 x 40	10
GT7060F	70 x 60	10
GT10060F	100 x 60	5



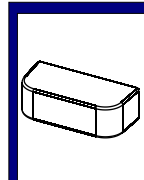
► União

► Unión

► Couple

► Joint de Couvercle

Ref.	Dim. (mm)	
GU7040F	70 x 40	10
GU7040F-Plus	70 x 40	10
GU7060F	70 x 60	10
GU10060F	100 x 60	5



► Tampa Final

► Tapa Final

► End Cap

► Embout

Ref.	Dim. (mm)	
TT7040F	70 x 40	10
TT7040F-Plus	70 x 40	10
TT7060F	70 x 60	10
TT10060F	100 x 60	5

► Calha para Instalações de Ar Condicionado

► Canal para Climatización

► Air Conditioner Trucking


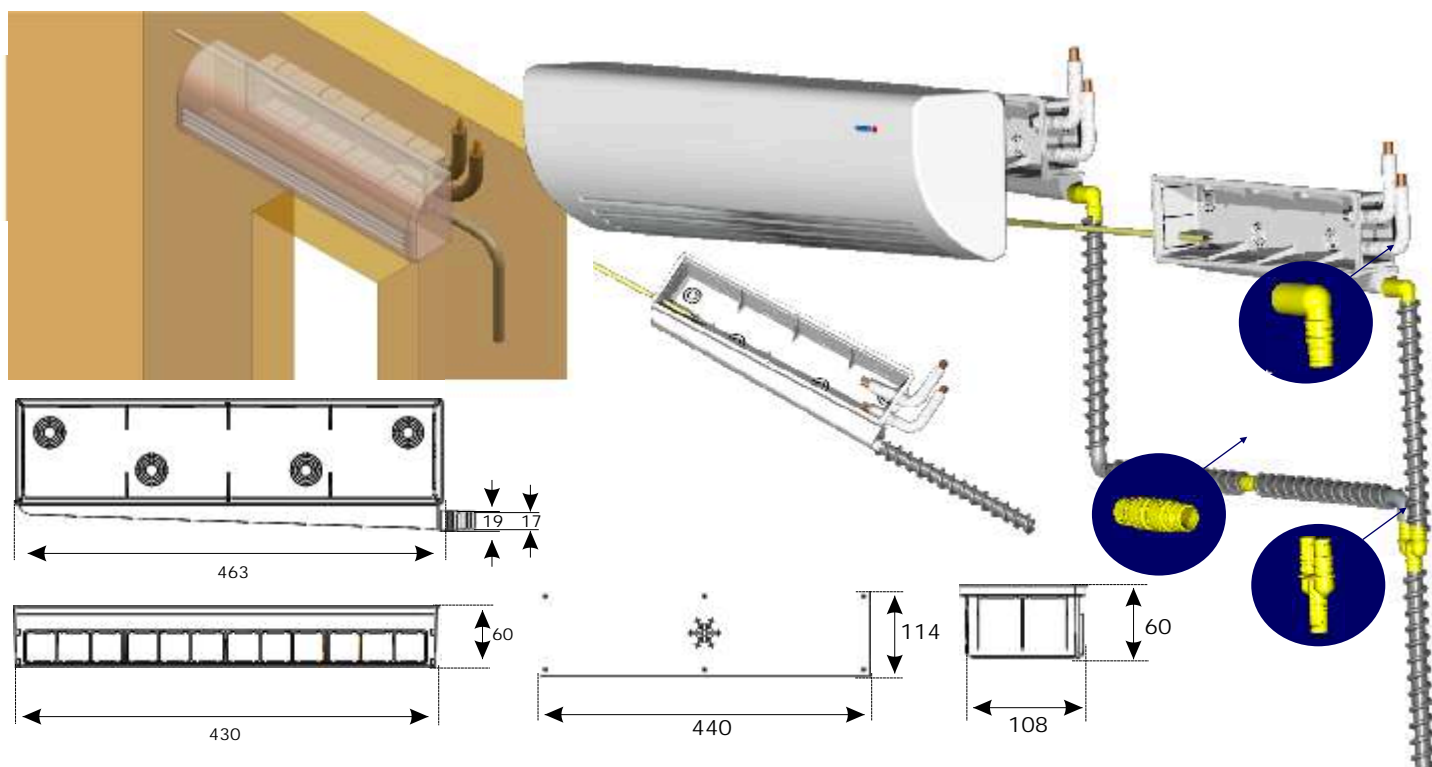
► Goulotte pour la Climatization

► Acessórios

► Accesorios

► Accessories

► Accessoires



► Caixa c/ Tapa

► Caja c/ Tapa

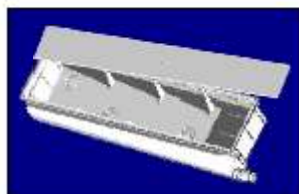
► Box w/ Lid

► Boite avec Couverture

Ref. 4012

Dim. (mm)
430 x 108 x 60

20



► Caixa c/ Tapa e Sifão

► Caja c/ Tapa e Desague

► Box w/ Lid and Siphon

► Boite avec Couverture et Sortie de l'eau

Ref. 4011

Dim. (mm)
463 x 108 x 60

15



► Sifão p/ Caixa 4012

► Desague p/ Caja 4012

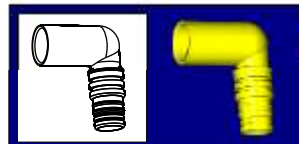
► Siphon for Box 4012

► Sortie de l'eau pour Boite 4012

Ref. 4013

Dim. (mm)
463 x 37

20



► Junção Cotovelo

► Unión 90°

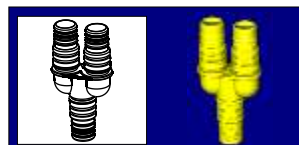
► 90° Junction

► Joint 90°

Ref. 4018

 20 mm
14 mm

50 UN



► Derivação

► Derivación

► Tee

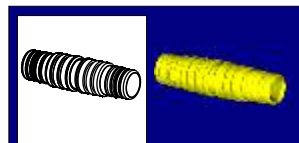
► Derivation

Ref. 4019

 20 mm
14 mm

 20 mm
14 mm

50 UN



► União

► Unión

► Couple

► Joint

Ref. 4020

 20 mm
14 mm

50 UN

► Calha para Instalações de Aquecimento Central

► Canal para Calefacción

► Trucking System Heating

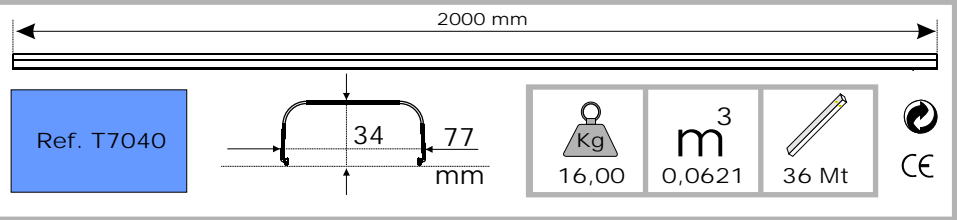

► Goulotte pour le Systeme de Chauffage Centralisée

► Calha 70 x 40 mm


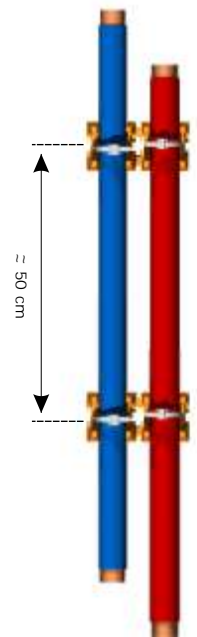


► Canal 70 x 40 mm

► Cover Trucking 70 x 40 mm

► Goulotte 70 x 40 mm



	-5° C +60° C		Embalagem Embalage Packing Embalage
	PVC		Volume Volumen Volume Volume
	Cores Couleurs Couleurs		Peso Peso Weight Poids



fluidline®

► Calha para Instalações de Aquecimento Central

► Canal para Calefacción

► Trucking System Heating

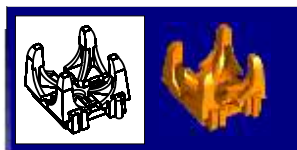
► Goulotte pour le Systeme de Chauffage Centralisée

► Calha 70 x 40 mm

► Canal 70 x 40 mm

► Cover Trucking 70 x 40 mm

► Goulotte 70 x 40 mm



► Abraçãoeira

► Abrazadera

► Saddle

► Attache

Ref. 4014

Dim. (mm)
35 x 28



50 UN

Nylon

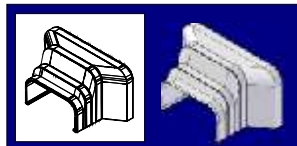
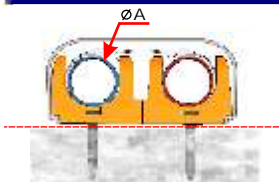
(DIN 2440, 2441)

Ø Ext.

ØA (Pol)	ØA (mm)
1/4	13,5
3/8	17,2
7/2	21,3



Possibilidade de montagem de abraçadeira com a pistola tipo " PULSE"
La abrazadera puede ser montada con la Pistola tipo " Pulse "
Saddle can be installed with the " Pulse " fixing tool
L'attache peut être installée avec un outil type " Pulse "



► Redutor

► Reductor

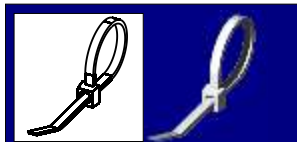
► Reducer

► Réducteur

Ref. RT10040F

Dim. (mm)
Max. 100 x 60
Min. 70 x 40

5



► Abraçãoeira de Fivela

► Brida

► Cable Tie


► Collier

Ref. 466

Dim. (mm)
Ø 1,6 - 30

Dim. (mm)
5 x 120

100 UN



► Bucha c/ Paraf. Tipo Prego

► Taco Expansión con Tornillo

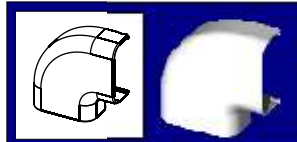
► Dowel with Screw

► Cheville avec Vis

Ref. 215

Dim. (mm)
Ø6

50 UN



► Ângulo Plano

► Angulo Plano

► Flat Bend

► Angle Plat

Ref. AP7040F

Dim. (mm)
70 x 40

10 UN



► Ângulo Interior

► Angulo Interior

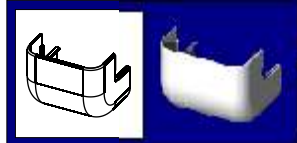
► Internal Bend

► Angle Interieur

Ref. AI 7040F

Dim. (mm)
70 x 40

10 UN



► Ângulo Exterior

► Angulo Exterior

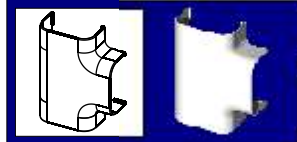
► External Bend

► Angle Exterieur

Ref. AE7040F

Dim. (mm)
70 x 40

10 UN



► Derivação em T

► Derivación en T

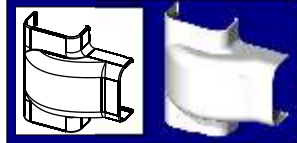
► Tee

► Derivation en T

Ref. GT7040F

Dim. (mm)
70 x 40

10 UN



► Derivação em T Especial

► Derivación en T Especial

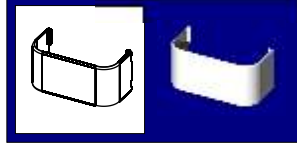
► Special Tee

► Derivation en T Especial

Ref. GT7040F-S

Dim. (mm)
70 x 40

10 UN



► União

► Unión

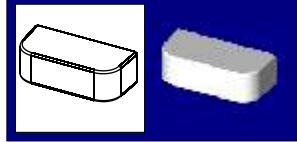
► Couple

► Joint de Couvercle

Ref. GU7040F

Dim. (mm)
70 x 40

10 UN



► Tampa Final

► Tapa Final

► End Cap

► Embout

Ref. TT7040F

Dim. (mm)
70 x 40

10 UN

fluidline®

► Calha para Instalações Sanitárias e Água

► Canal para Água e Instalaciones Sanitarias

► Trucking System for Water

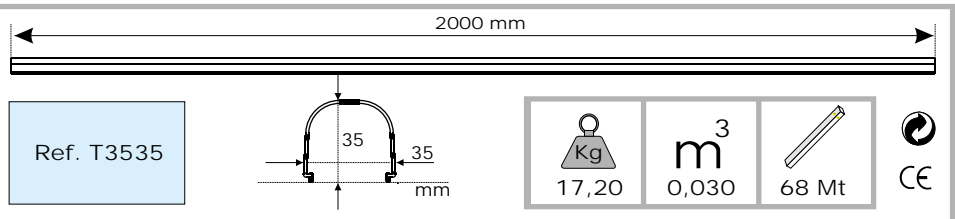
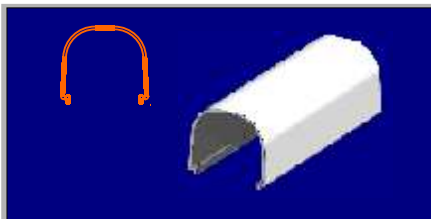
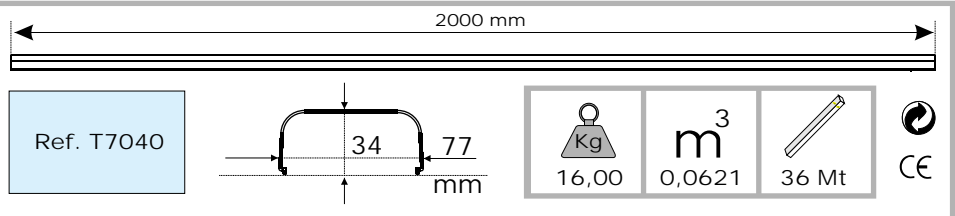

► Goulotte pour des Installations Sanitaires

► Calha
70 x 40 mm/
35 x35 mm



► Canal
70 x 40 mm/
35 x35 mm

► Cover
70 x 40 mm/
35 x35 mm

► Goulotte
70 x 40 mm/
35 x35 mm



	-5° C +60° C		Embalagem Emballage Packing Embalage
	PVC		Volume Volumen Volume Volume
	Cores Couleurs Couleurs		Peso Peso Weight Poids



► Calha para Instalações Sanitárias e Água

► Canal para Água e Instalaciones Sanitarias

► Trucking System for Water

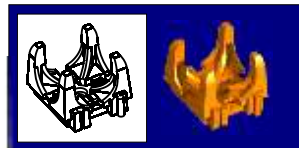
► Goulotte pour des Installations Sanitaires

► Acessórios

► Accesorios

► Accessories

► Accessoires



► Abraçadeira

► Abrazadera

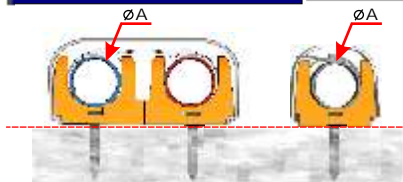
► Saddle

► Attache

Ref. 4014

Dim. (mm)
35 x 28

50 UN



(DIN 2440, 2441)

Ø Ext.	
ØA (Pol)	ØA (mm)
1/4	13,5
3/8	17,2
7/2	21,3

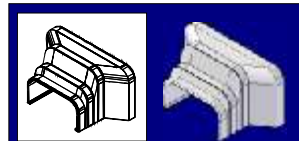


Abraçadeira indeformável ao calor até 115° C, Possibilidade de montagem de abraçadeira com a pistola tipo "PULSE".

Abrazadera resistiendo al calor hasta 115°C, La abrazadera puede ser montada con la Pistola tipo "Pulse".

Heat-resistant saddle until 115°C, Saddle can be installed with the "Pulse" fixing tool.

Attache résistant à la chaleur jusqu'à 115°C, L'attache peut être installée avec un outil type "Pulse".



► Redutor

► Reductor

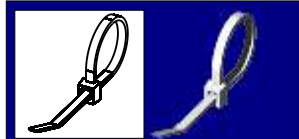
► Reducer

► Réducteur

Ref. RT10040F

Dim. (mm)
Max. 100 x 60
Min. 70 x 40

5



► Abraçadeira de Fivela

► Brida


► Cable Tie

► Collier

Ref. 466

Dim. (mm)
Ø 1,6 - 30Dim. (mm)
5 x 120

100 UN



► Bucha c/ Paraf. Tipo Prego

► Taco Expansión con Tornillo

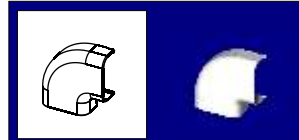
► Dowel with Screw

► Cheville avec Vis

Ref. 215

Dim. (mm)
Ø6

50 UN



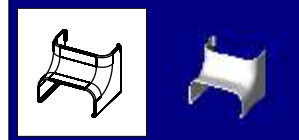
► Ângulo Plano

► Angulo Plano

► Flat Bend

► Angle Plat

Ref.	Dim. (mm)	
AP7040F	70 x 40	10
AP3535F	35 x 35	10



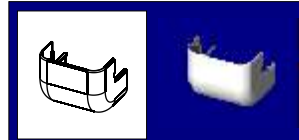
► Ângulo Interior

► Angulo Interior

► Internal Bend

► Angle Interieur

Ref.	Dim. (mm)	
AI7040F	70 x 40	10
AI3535F	35 x 35	10



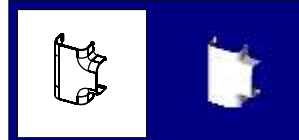
► Ângulo Exterior

► Angulo Exterior

► External Bend

► Angle Extérieur

Ref.	Dim. (mm)	
AE7040F	70 x 40	10
AE3535F	35 x 35	10



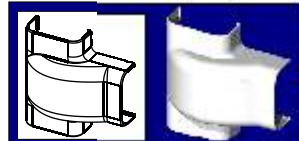
► Derivação em T

► Derivación en T

► Tee

► Derivation en T

Ref.	Dim. (mm)	
GT7040F	70 x 40	10
GT3535F	35 x 35	10



► Derivação em T Especial

► Derivación en T Especial

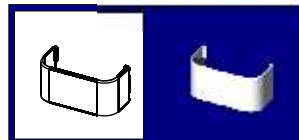
► Special Tee

► Derivation en T Especial

Ref. GT7040F-S

Dim. (mm)
70 x 40

10 UN



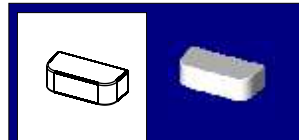
► União

► Unión

► Couple

► Joint de Couvercle

Ref.	Dim. (mm)	
GU7040F	70 x 40	10
GU3535F	35 x 35	10



► Tampa Final

► Tapa Final

► End Cap

► Embout

Ref.	Dim. (mm)	
TT7040F	70 x 40	10
TT3535F	35 x 35	10

► Calha para Instalações Domésticas de Gás

► Canal para Gas

► Trucking System for Butane Gas

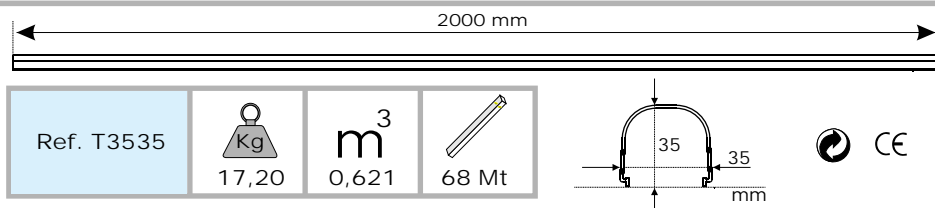
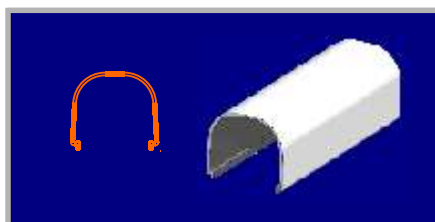
► Goulotte pour le Tube de Gaz

► Calha 35 x 35 mm


► Canal 35 x 35 mm

► Cover Trucking 35 x 35 mm

► Goulotte 35 x 35 mm



	-5° C +60° C		Embalagem Embalage Packing Embalage
	PVC	m^3	Volume Volumen Volume Volume
	Cores Couleurs Couleurs		Peso Peso Weight Poids



fluidline®

▶ Calha para Instalações Domésticas de Gás

▶ Canal para Gas

▶ Trucking System for Butane Gas

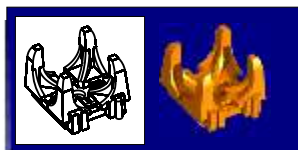
▶ Goulotte pour le Tube de Gaz

▶ Acessórios

▶ Accesorios

▶ Accessories

▶ Accessoires



▶ Abraçadeira

▶ Abrazadera

▶ Saddle

▶ Attache

Ref. 4014

Dim. (mm)
35 x 28

50 UN

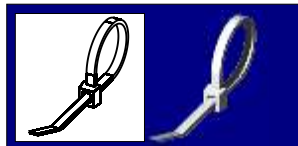
Nylon



Possibilidade de montagem de abraçadeira com a pistola tipo " PULSE"
La abrazadera puede ser montada con la Pistola tipo " Pulse "
Saddle can be installed with the " Pulse " fixing tool
L'attache peut être installée avec un outil type " Pulse "



Autoextinguível
Autoextinguible
Glow Wire Test
Autoextinguibilité



▶ Abraçadeira de Fivela

▶ Brida

▶ Cable Tie

▶ Collier

Ref. 466

(mm)
Ø 1,6 - 30Dim. (mm)
5 x 120

100 UN



▶ Bucha c/ Paraf. Tipo Prego

▶ Taco Expansión con Tornillo

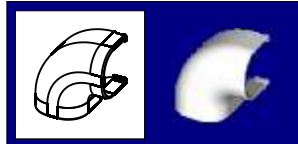
▶ Dowel with Screw

▶ Cheville avec Vis

Ref. 215

Dim. (mm)
Ø6

50 UN



▶ Ângulo Plano

▶ Angulo Plano

▶ Flat Bend

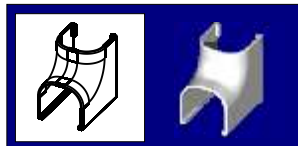
▶ Angle Plat

Ref. AP3535F

Dim. (mm)
35 x 35

10 UN

ABS



▶ Ângulo Interior

▶ Angulo Interior

▶ Internal Bend

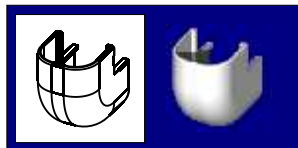
▶ Angle Interieur

Ref. AI3535F

Dim. (mm)
35 x 35

10 UN

ABS



▶ Ângulo Exterior

▶ Angulo Exterior

▶ External Bend

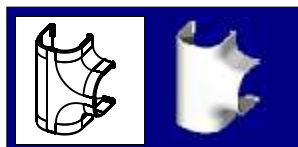
▶ Angle Exterieur

Ref. AE3535F

Dim. (mm)
35 x 35

10 UN

ABS



▶ Derivação em T

▶ Derivación en T

▶ Tee

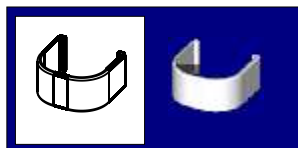
▶ Derivation en T

Ref. GT3535F

Dim. (mm)
35 x 35

10 UN

ABS



▶ União

▶ Unión

▶ Couple

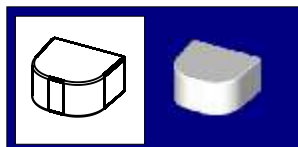
▶ Joint de Couvercle

Ref. GU3535F

Dim. (mm)
35 x 35

10 UN

ABS



▶ Tampa Final

▶ Tapa Final

▶ End Cap

▶ Embout

Ref. TT3535F

Dim. (mm)
35 x 35

10 UN

ABS